



ಬೃಹತ್ ಬೆಂಗಳೂರು ಮಹಾನಗರ ಪಾಲಿಕೆ
Bruhat Bengaluru Mahanagara Palike



BBMP COVID-19 WAR ROOM 01.07.2022

BBMP / COVID-19 WAR ROOM / BULLETIN – 830 / 01.07.2022 / #BBMPfightsCOVID19



OVERVIEW OF COVID-19 IN BENGALURU



CASE TRENDS

ACTIVE CASES **5,814**

Confirmed Cases

1,008

18,05,099 #

Recovered Cases

770

17,82,315 #

Death Cases

1

16,970 #



HOSPITALIZATION

93

ICU – V

-

ICU

6

HDU

6

General

81

INCLUDES GOVT. QUOTA AND PRIVATE WALK-IN HOSPITALIZATION



VACCINATION

8,340

1,97,25,636 #

First Dose

1,045

96,25,775 #

Second Dose

2,779

92,80,096 #

Precaution Dose

4,516

8,19,765 #



TRIAGING

MTU

24

Tele Triage

813



ACTIVE CLUSTERS

13

Budding Clusters
(<5 Cases)

12

Clusters (> 5 cases)

1



TESTING

18,850

3,05,38,347 #

RAT

4,080

RTPCR

14,770

Positivity : 4.24%

*FOR LAST 7 DAYS

: indicates cumulative numbers till date



ABSTRACT OF COVID-19 SCENARIO IN BENGALURU

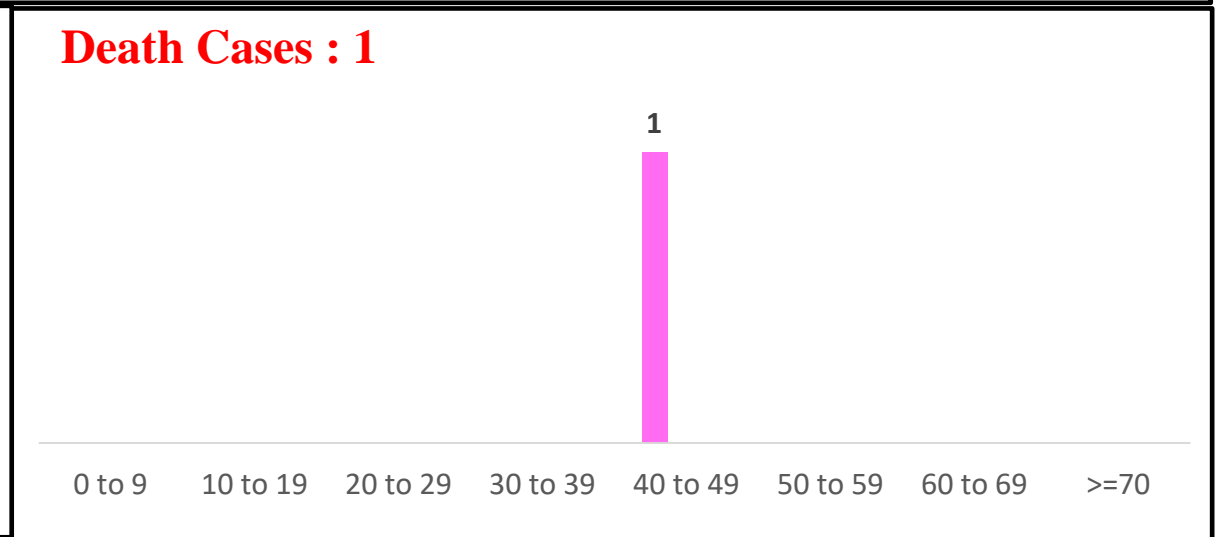
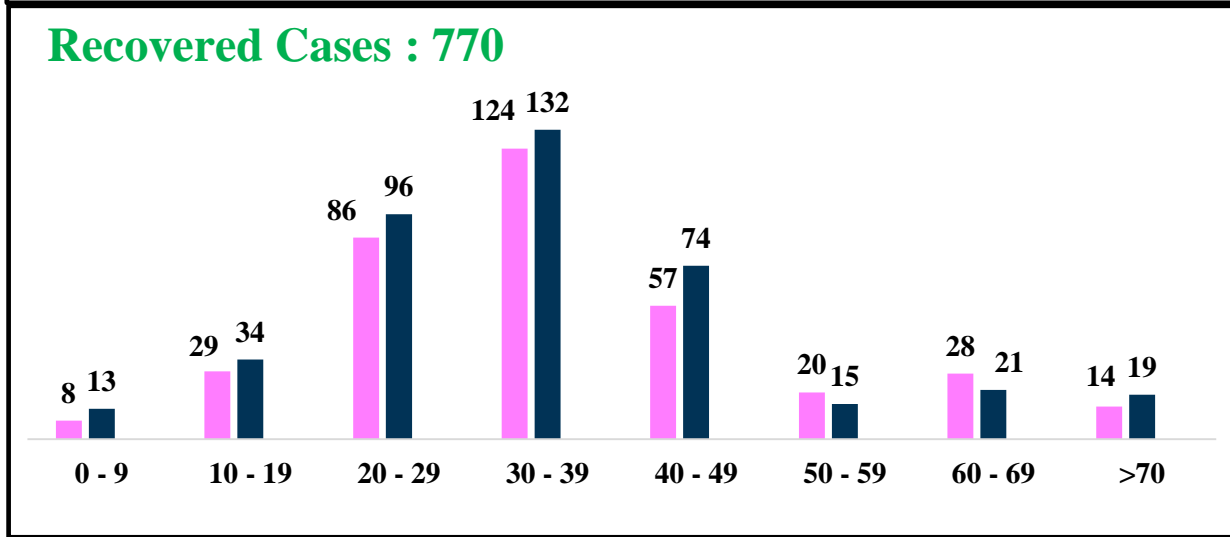
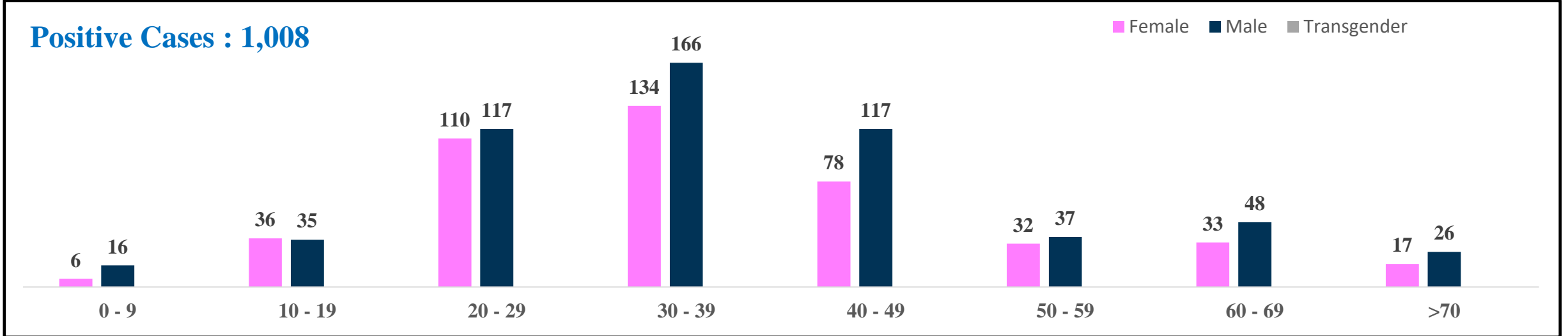


	MALE			FEMALE			TRANSGENDER			TOTAL		
	Last 24 Hours	Last 7 Days	Cumulative	Last 24 Hours	Last 7 Days	Cumulative	Last 24 Hours	Last 7 Days	Cumulative	Last 24 Hours	Last 7 Days	Cumulative
Positive Cases	562	2,732	10,66,480	446	2,215	7,37,728	0	0	195	1,008	4,947	18,05,099
Recovered Cases	404	2,548	10,52,401	366	2,208	7,29,822	0	0	185	770	4,756	17,82,315
Death Cases	0	1	10,747	1	1	6,219	0	0	4	1	2	16,970
Total Tests Done	In Last 24 hrs. : 18,850			In last 7 days : 1,16,651			Cumulative : 3,05,38,347					
Vaccine Doses Administered	In Last 24 hrs. : 8,340			In last 7 days : 85,055			Cumulative : 1,97,25,636					
ACTIVE CASES							5,814					

*Covid deaths occurred today : 00 | Covid deaths occurred beyond last 72 hrs., reported today : 01

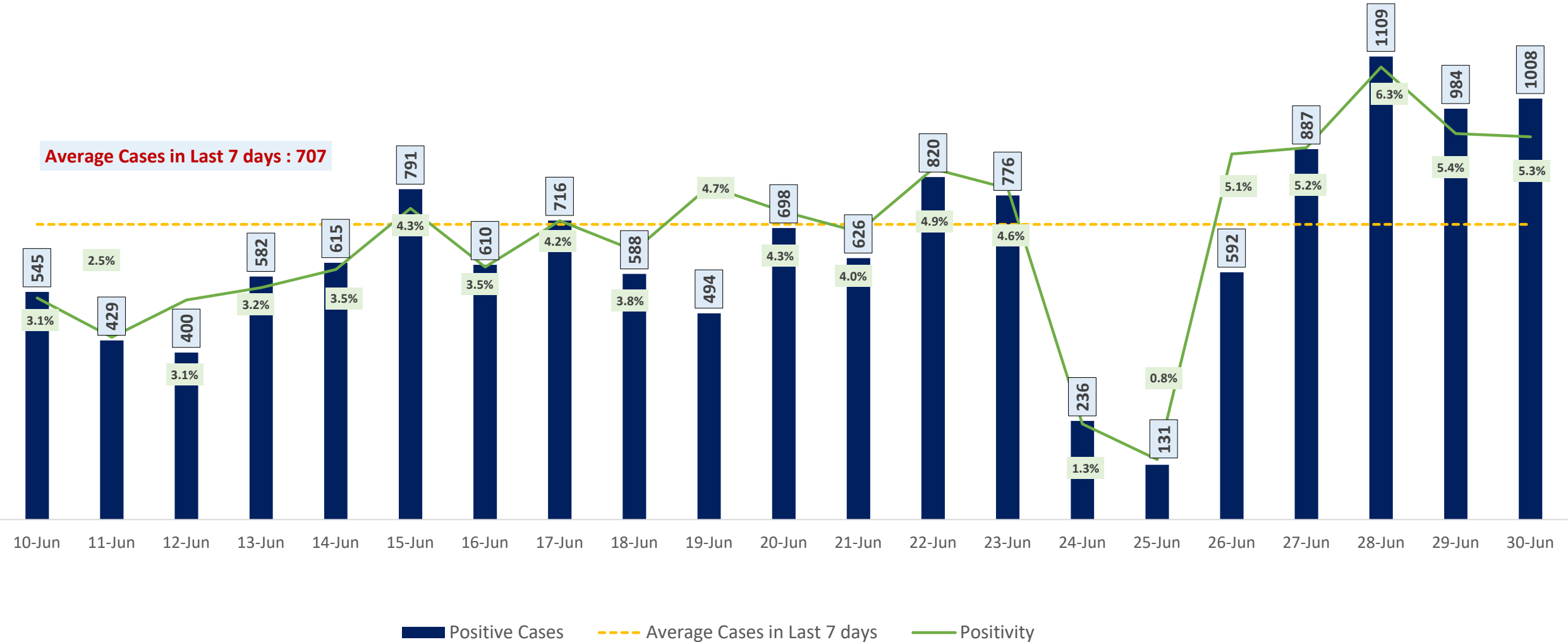


LAST 24 HOURS AGE GROUP AND GENDER WISE DISTRIBUTION





POSITIVITY RATE OF BENGALURU – LAST 21 DAYS

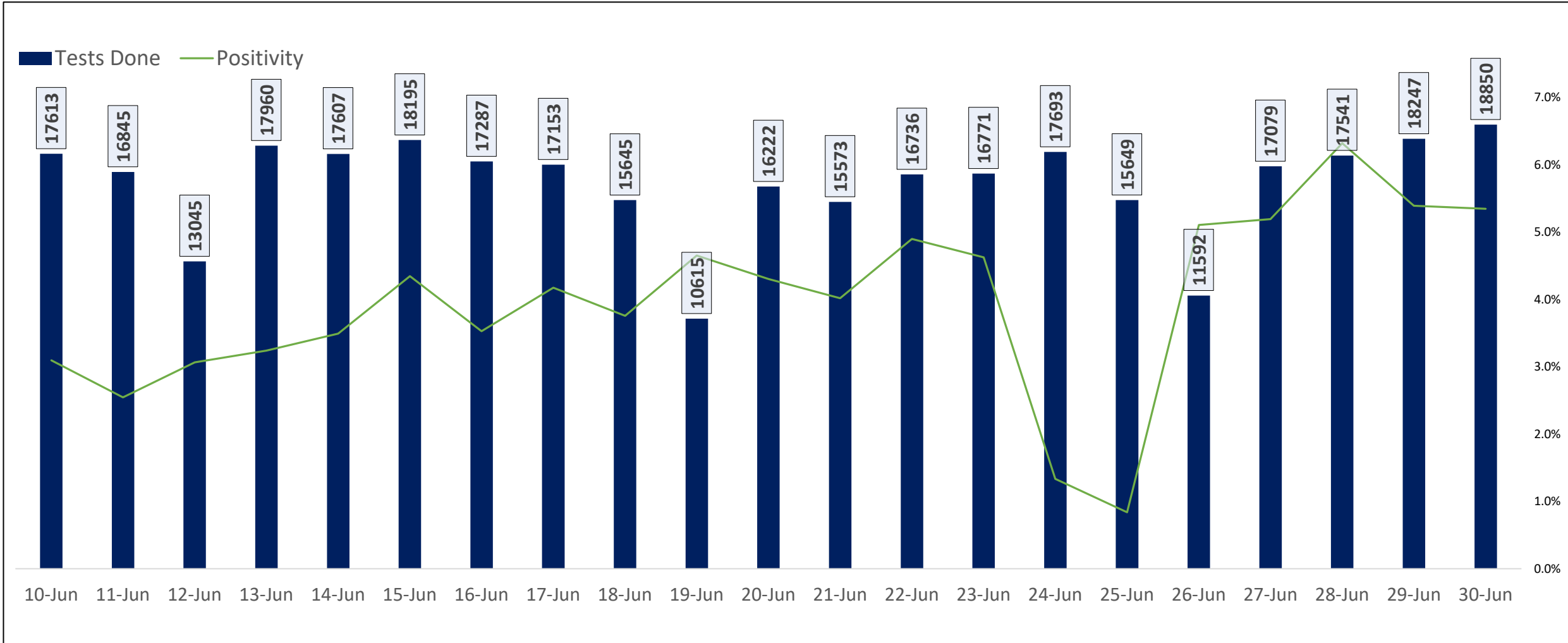




TESTING TRENDS IN BENGALURU

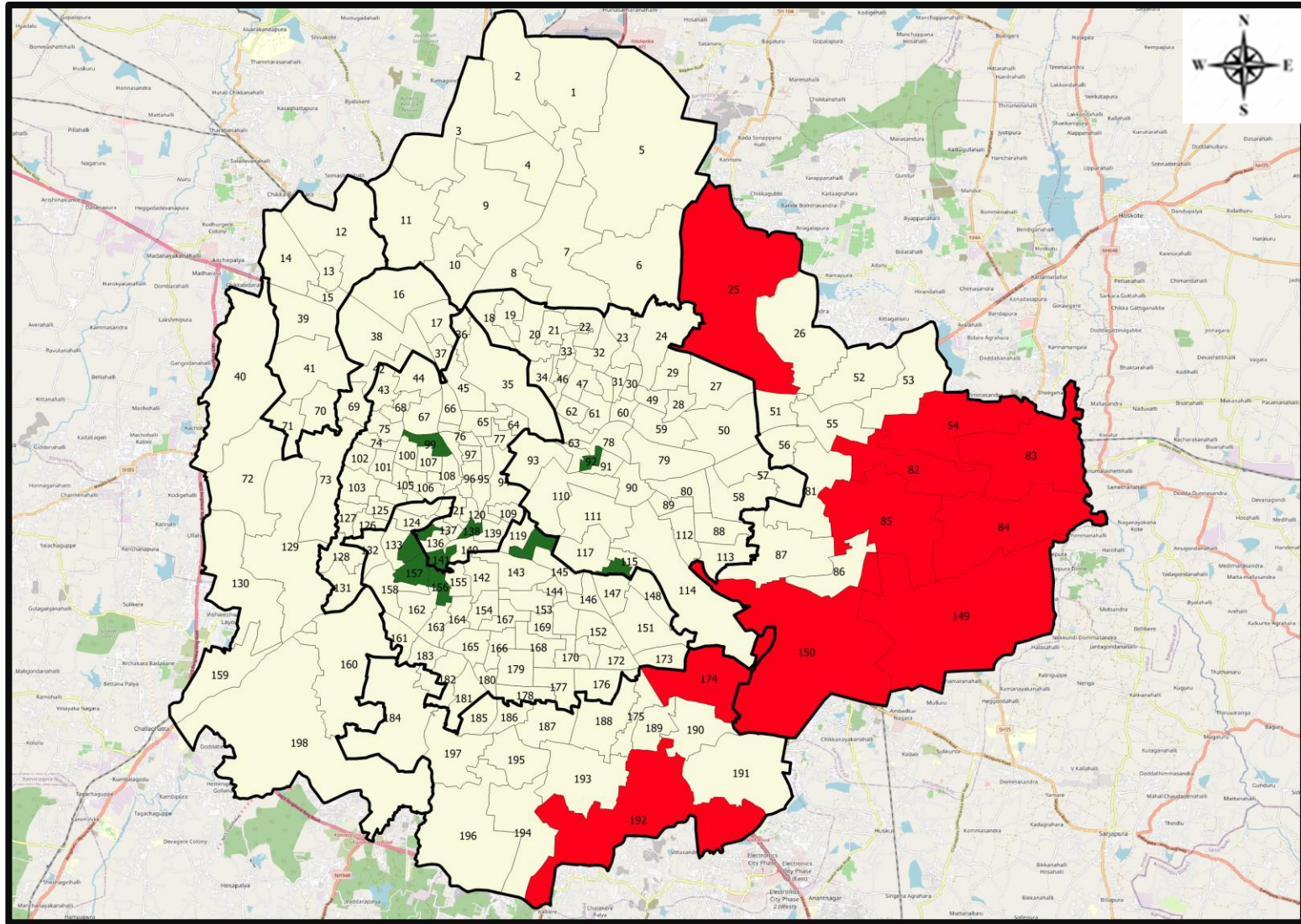


Total Test Conducted Till Date	Test Conducted Last 24 hours	Last 7 Days Average
3,05,38,347	18,850	16,664





BENGALURU URBAN MAP SHOWING TREND OF POSITIVE CASES IN LAST 7 DAYS



Top 10 wards reporting highest number of positive cases in last 7 days

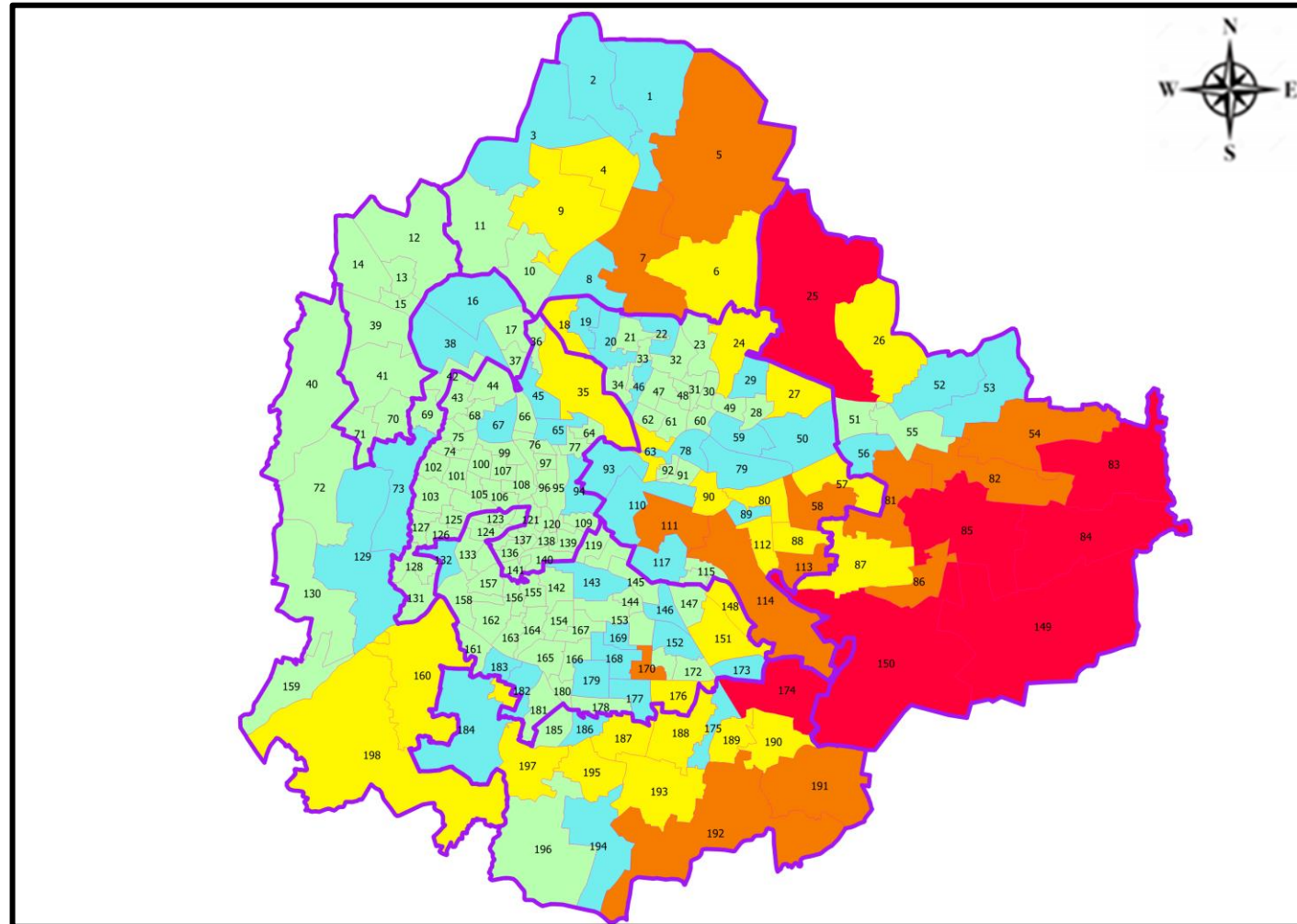
Ward No.	Ward Name	Daily Cases Average
150	Bellanduru	73
83	Kadugodi	42
85	Dodda Nekkundi	37
174	HSR Layout	26
149	Varthuru	26
84	Hagadur	21
25	Horamavu	21
54	Hudi	14
192	Begur	13
82	Garudachar Palya	13







Top 10 wards reporting least number of positive cases in last 7 days

Ward No.	Ward Name	Daily Cases Average
157	Gali Anjaneya Temple	0
156	Srinagara	0
141	Azad Nagar	0
138	Chalavadipalya	0
135	Padarayanapura	0
134	Bapuji Nagar	0
118	Sudham Nagar	0
116	Nilasandra	0
99	Rajajinagar	0
92	Shivaji Nagar	0



BENGALURU MAP SHOWING INTENSITY OF POSITIVE CASES IN LAST 7 DAYS



-  Level 1 : 0 to 10 Cases
-  Level 2 : 10 to 25 Cases
-  Level 3 : 25 to 50 Cases
-  Level 4 : 50 to 100 Cases
-  Level 5 : More than 100 Cases
-  Zone Boundaries

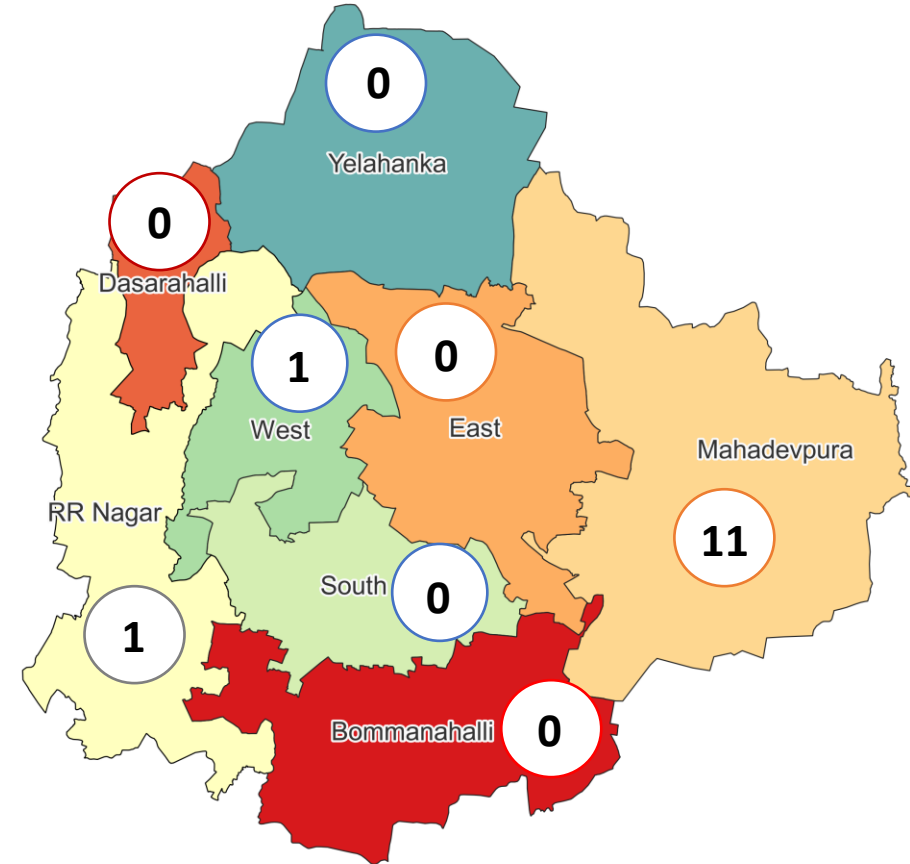


CLUSTER DETAILS



Zone Name	TOTAL CLUSTERS	Budding Clusters	Clusters	Outbreaks
		Less Than 5 Cases	5 To 14 Cases	More Than 14 Cases
BOMMANAHALLI	0 (-)	0 (-)	0 (-)	0 (-)
DASARAHALLI	0 (-)	0 (-)	0 (-)	0 (-)
EAST	0 (-)	0 (-)	0 (-)	0 (-)
MAHADEVPURA	11 (▼7)	11 (▼7)	0 (-)	0 (-)
RR NAGAR	1 (-)	0 (-)	1 (-)	0 (-)
SOUTH	0 (-)	0 (-)	0 (-)	0 (-)
WEST	1 (-)	1 (-)	0 (-)	0 (-)
YELAHANKHA	0 (-)	0 (-)	0 (-)	0 (-)
TOTAL	13 (▼7)	12 (▼7)	1 (-)	0 (-)

Total Active Clusters



Types of Clusters

Zone Name	Apartments/ Villa	Individual House	Hostels/Quarters	Others	Schools/Colleges
BOMMANAHALLI	0 (-)	0 (-)	0 (-)	0 (-)	0 (-)
DASARAHALLI	0 (-)	0 (-)	0 (-)	0 (-)	0 (-)
EAST	0 (-)	0 (-)	0 (-)	0 (-)	0 (-)
MAHADEVPURA	11 (▼7)	0 (-)	0 (-)	0 (-)	0 (-)
RR NAGAR	0 (-)	0 (-)	0 (-)	0 (-)	1 (-)
SOUTH	0 (-)	0 (-)	0 (-)	0 (-)	0 (-)
WEST	1 (-)	0 (-)	0 (-)	0 (-)	0 (-)
YELAHANKHA	0 (-)	0 (-)	0 (-)	0 (-)	0 (-)
TOTAL	12 (▼7)	0 (-)	0 (-)	0 (-)	1 (-)

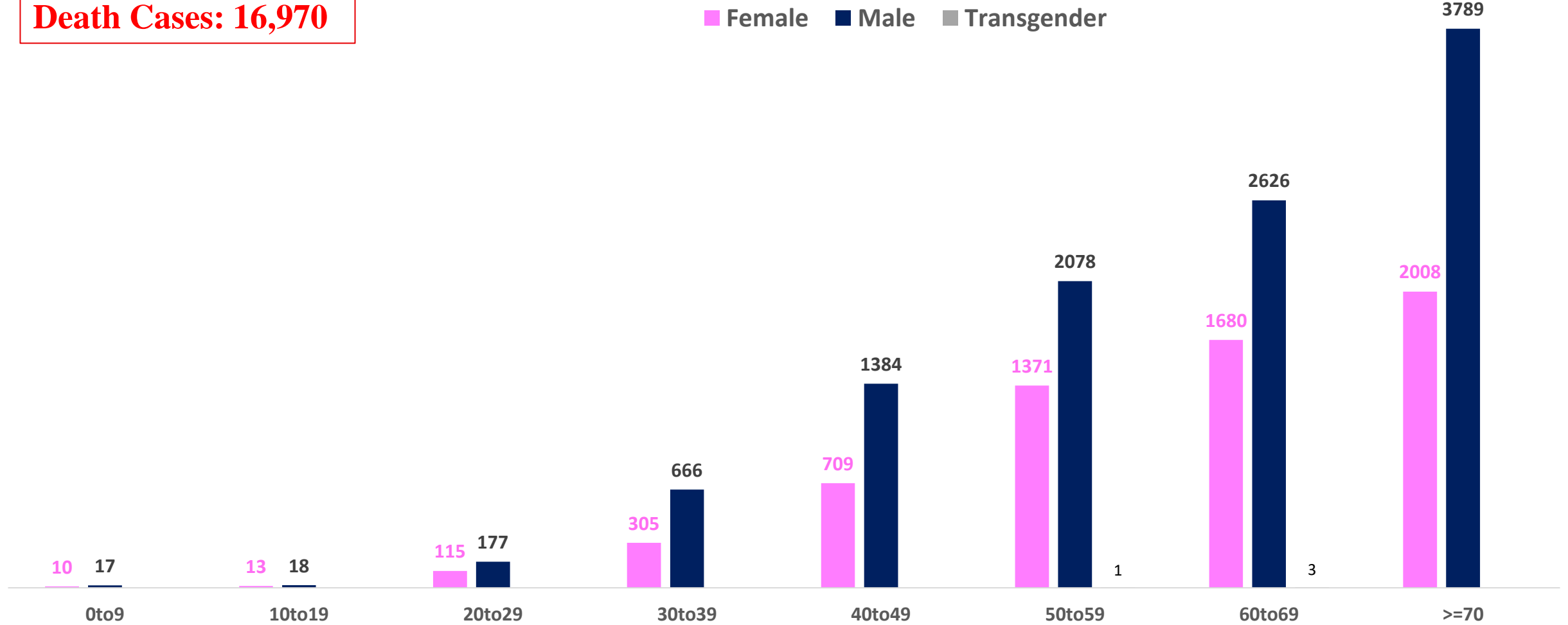
▲▼ : Shows increase and decrease in numbers as compared to previous day



AGE AND GENDER WISE DISTRIBUTION OF DEATH CASES



Death Cases: 16,970





VACCINATION COVERAGE AS ON 30.06.2022



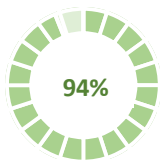
Total Doses Administered

1,97,25,636

▲ 8,340

Total 12-14 years Population : 2.82 Lakhs

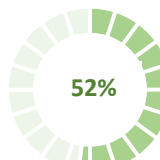
1ST DOSE



2,64,490
Doses administered

▲ 751

2ND DOSE

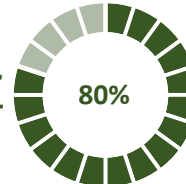


1,47,337
Doses administered

▲ 743

Total 15-18 years Population : 4.42 Lakhs

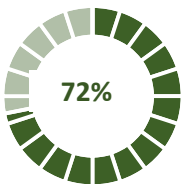
1ST DOSE



3,54,105
Doses administered

▲ 126

2ND DOSE

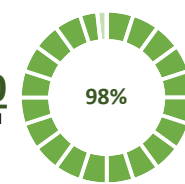


3,17,690
Doses administered

▲ 538

Total adult Population : 91.7 Lakhs

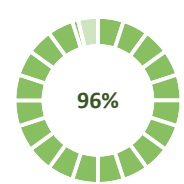
1ST DOSE



90,07,180
Doses administered

▲ 168

2ND DOSE



88,15,069
Doses administered

▲ 1,498

Priority Group*

Health Care Workers

Dose 1

2,10,340

Doses administered

▲ 0

Dose 2

2,06,919

Doses administered

▲ 3

Frontline Workers

Dose 1

3,81,891

Doses administered

▲ 3

Dose 2

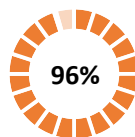
3,73,062

Doses administered

▲ 1

45 – 59 Years Coverage

Dose 1

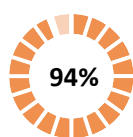


16,94,495

Doses administered

▲ 13

Dose 2



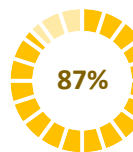
16,67,188

Doses administered

▲ 188

18 - 44 Years Coverage

Dose 1

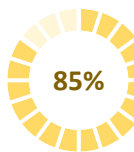


57,40,490

Doses administered

▲ 147

Dose 2



56,07,524

Doses administered

▲ 1,201

60 + Years Coverage

Dose 1



9,79,964

Doses administered

▲ 5

Dose 2



9,60,376

Doses administered

▲ 105

PRECAUTION DOSE



8,19,765

Doses administered

▲ 4,516

PRECAUTION DOSES ADMINISTERED

Health Care Workers

86,383

Booster Doses administered

▲ 198

Front Line Workers

1,09,319

Booster Doses administered

▲ 595

60 + Years Coverage

3,54,404

Booster Doses administered

▲ 677

18 + Years Coverage

2,69,659

Booster Doses administered

▲ 3,046

▲ indicates the increase in last 24 hours



COVID-19 SCENARIO IN BENGALURU AND OTHER METROPOLITIAN CITIES



CITY NAME	Positive Cases	Active Cases	Recovered	Deceased	Vaccine Doses Administered
New Delhi	19,34,874	3,914	19,04,699	26,261	3,50,45,370
Bengaluru*	18,05,099	5,814	17,82,315	16,970	2,27,18,195
Mumbai	11,11,570	10,630	10,81,330	19,610	2,14,57,570
Chennai	7,61,457	4,745	7,47,644	9,068	1,06,76,573
Kolkata	4,47,192	272	4,41,264	5,656	1,03,41,216

Source : <https://dashboard.cowin.gov.in/> at 4:45pm (01.07.2022)
Source : <https://www.covid19bharat.org/> at 4:45pm(01.07.2022)

*includes BBMP & Bengaluru Urban



SNAPSHOT OF COVID-19 CASES IN BENGALURU URBAN



**Total Wards With
< =10 Cases* :
104**

**Tests Conducted
On 30.06.2022:
18,850**

**Recovery
Rate:
98.74%**

**Total
Active Cases :
5,814**

**Total Vaccinated on
30.06.2022:
8,340**

**Positivity
Rate* :
4.24%**

**Active
Rate:
0.32%**

**Case
Fatality Rate* :
0.04%**



*Total positive cases In the past 7 days

*CFR and positivity is for Past 7 days



ಬೃಹತ್ ಬೆಂಗಳೂರು ಮಹಾನಗರ ಪಾಲಿಕೆ
Bruhat Bengaluru Mahanagara Palike



Download BBMP Bulletin	https://apps.bbmpgov.in/covid19/mediabulletin.php
For BBMPCovid19 Bed Status:	https://apps.bbmpgov.in/covid19/en/Bedstatus.php
To register for vaccination :	https://selfregistration.cowin.gov.in/
BBMP COVID19 Dashboard:	https://apps.bbmpgov.in/covid19/
Follow us on:	 www.facebook.com/bbmp.comm1/
	 twitter.com/BBMPCOMM



Issued by:

Honorable Chief Commissioner, BBMP
Special Commissioner Health & IT, BBMP
MD, Bengaluru Smart City Limited

THANK YOU !

